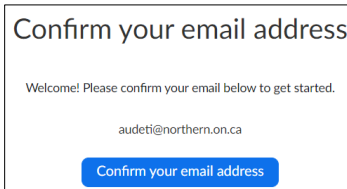
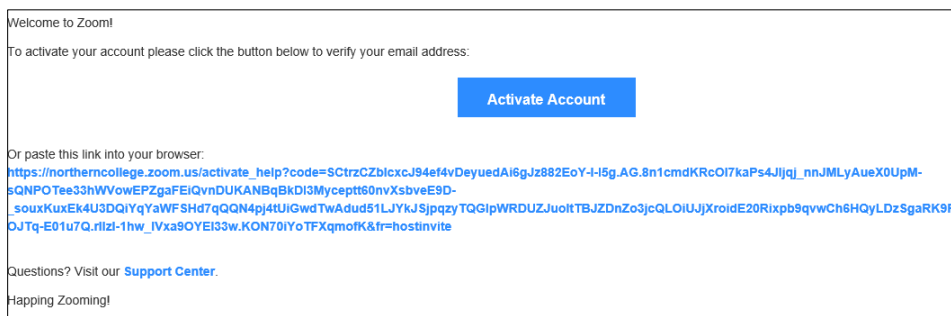


Signing Up for Zoom - Instructions

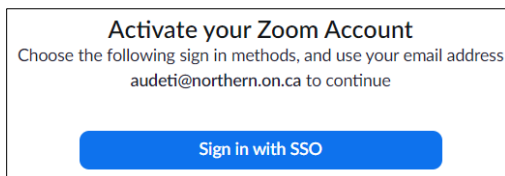
1. Open a web browser and enter the address <https://northerncollege.zoom.us/>
2. Click on the Sign In button
3. Enter your college issued username and password when prompted
4. You should receive a prompt to confirm your email address – click on the button to confirm



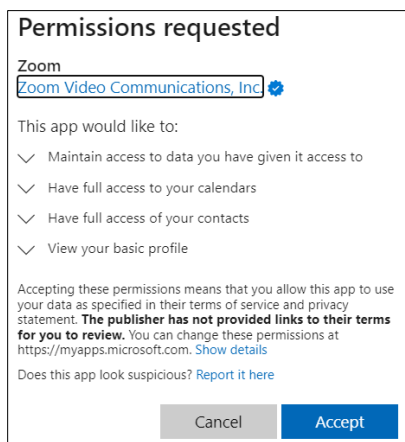
5. Once the email has been received from Zoom there will be instructions to click a link to Activate your Account.



6. Once you activate your account, you will receive a message to sign in with SSO – click there and enter your college username and password



7. You will receive a Permissions Requested screen – Click Accept to permit Zoom access to everything it needs



8. You are now ready start using Zoom!