

# Textbook Instructions for Master Course Holders

## CENGAGE LTIA – Part I: Course Key


1. Log in to your Cengage Account - <https://instructor.cengage.com/>
2. Select the textbook/product from the drop-down menu.


Click below to select a different Product:


Mayesky, Creative Activities and Curriculum for Young Children, 11th Edition  

### 3. Select Manage Courses

Resource and supplement access for:

 **Creative Activities and Curriculum for Young Children , 11th Edition**  
Mary Mayesky, Ph.D.  
ISBN-13: 978-1-285-42817-8  
[Request Print Sample](#)












 MindTap Education for Mayesky's Creative Activities and Curriculum for Young Children

 **Manage Courses**  
View and manage course details

### 4. From the Manage courses menu, select the **course key**.

#### Manage Courses

You must distribute the Student Registration URL to your students in order to provide access to your course. You can print Student Registration Instructions below for easy distribution.











Course Name	Textbook	Starts	Ends	Course Link URL	Course Link Instructions	Course Key	Visibility	Delete	Edit	LMS Linked
<a href="#">An Early Childhood Education Course</a>	Creative Activities and Curriculum for Young Children	04/06/2026	06/27/2026	<a href="https://student.cengage.com/course-link/MTPQX5XGXMCH">https://student.cengage.com/course-link/MTPQX5XGXMCH</a>		 				
<a href="#">WF1023 Introduction to Fabrication Process</a>	Welding: Principles and Applications	01/01/2026	01/01/2035	<a href="https://student.cengage.com/course-link/MTPQ5S3G52Q1">https://student.cengage.com/course-link/MTPQ5S3G52Q1</a>						

### 5. Highlight and copy using CTRL+C

**Course Key: MTPQX5XGXMCH**

This Course Key is unique to this course. **If you share it with other instructors or institutions they can use it to copy your course content. If you share a Course Master Key you will also be enrolled in any course sections created from the Course Master Key.**

### 6. In Blackboard, navigate to the **Faculty Resources** → **Textbook Setup Instructions – Cengage** of the Master Course. (Copy from the ID-Template if you have not already done so.)

-  **Faculty Resources**   
 Hidden from students
-  **Instructor "To-Do" Checklist (Before the Semester Starts)**    
 Hidden from students
-  **Textbook Setup Instructions - Cengage**   
 Hidden from students

7. Paste the **Course Key** for copying a Cengage course into **the Faculty Resources → Textbook Setup Instructions – Cengage** of the Master Course

**LTIA (PUBLISHER TEXTBOOK RESOURCES)**

This course uses a Mindtap (LITA) to provide students with activities to enhance learning and provide additional assessment opportunities.




- Copy the LTI to your Cengage account by using this **COURSE KEY** **MASTER COURSE HOLDER PASTE COURSE KEY HERE** and following the [MindTap: Copy a Course for a New Term](#) instructions.
- Once you set up the Cengage course section, add the activities in the place holders in your Blackboard Section.
- Share the the Link to Course with the students in the **START HERE** folder following the

## Textbook Instructions for Master Course Holders

### CENGAGE LTIA – PART II: Course Setup




1. In Blackboard, indicate where **each** Publisher LTIA activity/assignment is within the course, as indicated on the CSI. Using the title of the LTIA activity/assignment. **DO NOT** add the LTIA activity/assignment.

---

 ::  PLACEHOLDER FOR TEXTBOOK ACTIVITY - MASTER COURSE HOLDER REPLACE  
 Hidden from students ▾




**ID-Template**


---

 ::  PLACEHOLDER FOR TEXTBOOK ACTIVITY - Chapter 12: Multithreading, Networks, and Client/Server Programming  
 Hidden from students ▾

**Example**

---

 ::  Chapter 12: Multithreading, Networks, and Client/Server Programming  
 Visible to students ▾



- In Blackboard, indicate where the Publisher LTIA activities/assignments are within the course. Using the title of the LTIA activity/assignment. **DO NOT** add the LTIA activity/assignment.