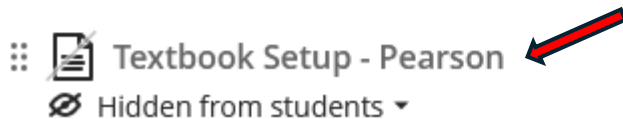
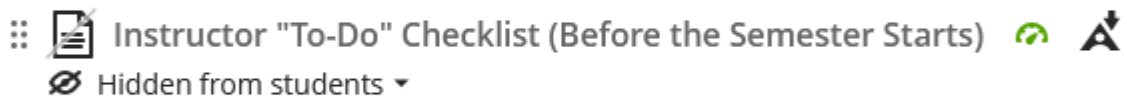
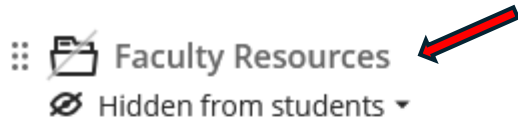


# Textbook Instructions for **Section Instructors**

## McGraw-Hill LTIA – Part I: Textbook Setup and Course ID

1. If you have not already done so, create a McGraw-Hill account at: <https://connect.edu.mheducation.com/instructor/courses> or contact LEID for assistance.
2. Find the textbook setup information under **the Faculty Resources → Textbook Setup Instructions – Cengage** of the Master Course.



2. Email the Master Course holder requesting a copy of the course. In the email, ask them to reply once the McGraw-Hill course is copied to your account.
3. Follow the McGraw-Hill [Blackboard Learn Ultra LTI Advantage Instructions](#) to link the McGraw-Hill Resources to your Blackboard Section.
4. Replace the PLACEHOLDER FOR TEXTBOOK ACTIVITY with the specific Cengage activity.

