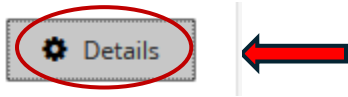


Textbook Instructions for Master Course Holders

PEARSON LTIA – Part I: Course Key

1. Log in to your Pearson Account - <https://mycourses.pearson.com/>
2. In the My Courses section, select the **Details** button of the publisher course on the right



3. Select the **Edit course details** button

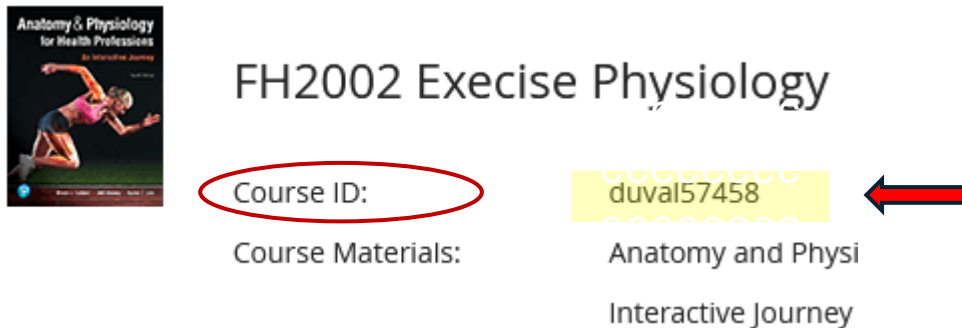


3. Ensure the Instructors can copy this course is selected at the bottom of the window.

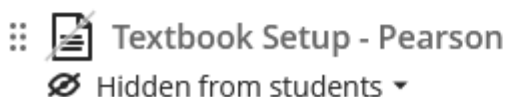
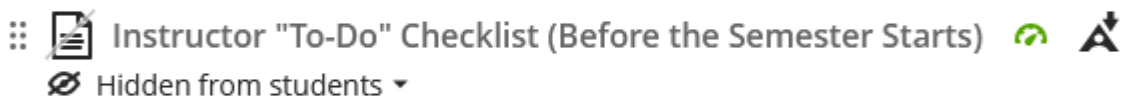
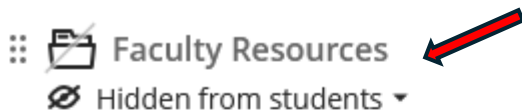
Allow Copy

Instructors can copy this course

4. Highlight and copy using CTRL+C the Course ID at the top of the window



6. Paste into **the Faculty Resources** → **Textbook Setup Instructions Pearson** of the Master Course



Pearson

This course uses the TEXTBOOK NAME, published by Pearson. Ensure that the textbook information is updated in the **START HERE** folder of the course for students.

If you do not already have one, create a Pearson account at mycourses.pearson.com

This course uses a Pearson LTI (MyLab, Pearson+, Revel) to provide students with activities to enhance learning and provide additional assessment opportunities.

- Create a copy of the Master Course Holders LTI on your Pearson Publisher account by using the **COURSE ID PROVIDED BY MASTER COURSE HOLDER**
- Share the the Link to Course with the students in the START HERE folder.

For more information please visit Northern College's [Textbook Resource](#) page for instructors and contact.leid@northern.on.ca.

Textbook Instructions for Master Course Holders

PEARSON LTIA – PART II: Course Setup

1. In Blackboard, indicate where **each** Publisher LTIA activity/assignment is within the course, as indicated on the CSI. Using the title of the LTIA activity/assignment. **DO NOT** add the LTIA activity/assignment.




☰  PLACEHOLDER FOR TEXTBOOK ACTIVITY - MASTER COURSE HOLDER REPLACE
🔒 Hidden from students ▼

ID-Template



Example

☰  PLACEHOLDER FOR TEXTBOOK ACTIVITY - Chapter 12: Multithreading, Networks, and Client/Server Programming
🔒 Hidden from students ▼



☰  Chapter 12: Multithreading, Networks, and Client/Server Programming
👁 Visible to students ▼

- In Blackboard, indicate where the Publisher LTIA activities/assignments are within the course. Using the title of the LTIA activity/assignment. **DO NOT** add the LTIA activity/assignment.